



***25 years in the service of the nation***

Date: 19th July, 2024

# ANALYSIS OF INCOME & EXPENDITURE OF REGIONAL POLITICAL PARTIES FOR FY 2022-23

A Report by  
Association for Democratic Reforms

Association for Democratic Reforms  
T-95, II floor, C.L. House, Gautam Nagar  
New Delhi – 110 049  
Email: [adr@adrindia.org](mailto:adr@adrindia.org); Phone: 011-4165 4200

## Table of Contents

<b>Analysis of Income &amp; Expenditure of Regional Political Parties for FY 2022-23</b>	4
<b>Executive Summary</b>	4
<b>Observations of ADR</b>	8
<b>Recommendations of ADR</b>	8
<b>Detailed Report</b>	10
<b>Status of submission of Annual Audit reports by the Regional Parties, FY 2022-23</b>	10
<b>Total Income and Expenditure of Regional Parties, FY 2022-23</b>	10
<b>Comparison of Income of Regional Parties, FY 2021-22 and FY 2022-23</b>	12
<b>Top sources of income of Regional Political Parties, FY 2022-23</b>	14
<b>Top items of expenditure of Regional Political Parties, FY 2022-23</b>	17
<b>Share of income of Regional Parties from Electoral Bonds and other sources, FY 2022-23</b>	21
<b>Disclaimer</b>	22
<b>Contact Details</b>	23
<b>Annexure – I</b>	23

## Analysis of Income & Expenditure of Regional Political Parties for FY 2022-23

### Executive Summary

Political parties have multiple sources of funding and thus accountability and transparency should be an important aspect of their functioning. It is essential to have comprehensive and transparent accounting methods and systems which should reveal the true financial position of the parties.

The Election Commission of India (ECI), in its letter dated 19<sup>th</sup> November,'14 addressed to the Presidents/General Secretaries of all political parties, stated that it was mandatory for the parties to submit details of their audited reports to the Commission.

This report analyses the total income and expenditure incurred, all over India, by **39 out of 57 Regional Parties** during FY 2022-23, as declared by the parties in their Audit reports submitted to the ECI. The Regional Parties include AGP, AIADMK, AIMIM, AINRC, AITC, AIUDF, AJSU Party, Apna Dal (Soneylal), BJD, BRS, CPI, CPI(ML)(L), DMDK, DMK, GFP, INLD, J&KPDP, JD(S), JD(U), JJP, JMM, KC(M), LJSP(Ram Vilas), MGP, MNS, NDPP, NPF, PPA, RJD, RLTP, RSP, SAD, SDF, SKM, SP, TDP, UPPL, Voice of the People Party and YSR-Congress.

### Status of submission of audited reports by the Regional Parties, FY 2022-23

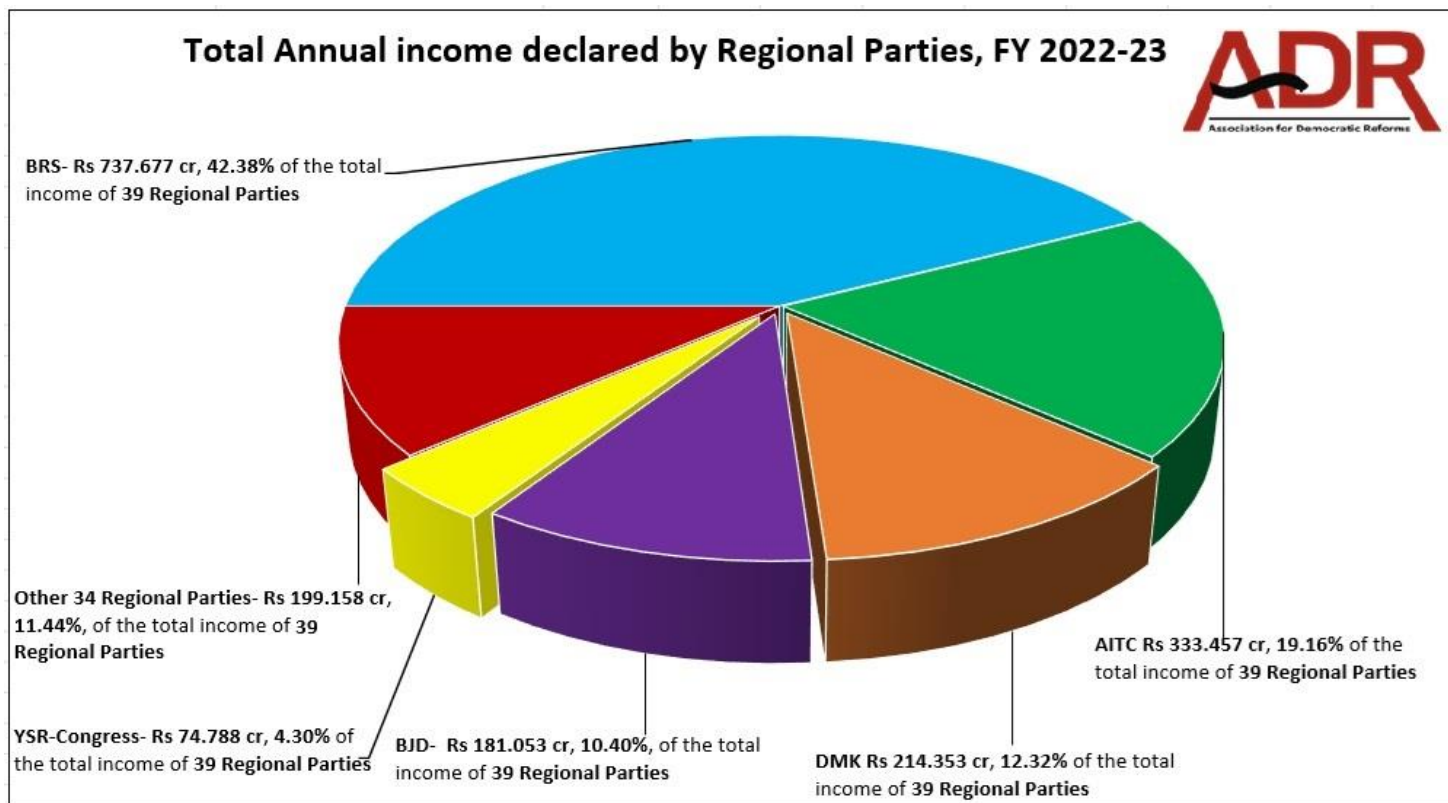
- The due date for submission of annual audited accounts for the parties was **31st October,'23**.
- **16** parties had submitted their audit reports on time, while **23** parties delayed their submission by several days, ranging from **3 day to 150 days**.
- Audit reports of the remaining **18** regional parties for **FY 2022-23** are unavailable on the website of the ECI at the time of preparation of this report. These include some major political parties like **SHS, BPF, JKNC, NCP and Shiv Sena (UBT)** etc.
- Hence, this report analyses the income and expenditure of **39 Regional Political Parties**, whose audit reports are available on the ECI website for **FY 2022-23**.

Regional Political Parties: Due date for submission: 31 Oct, 2023					
S.No	Political Party	Party Code	Status of submission	Date of Submission	No. of days by which delayed
1	Naga Peoples Front	NPF	Submitted on time	30 June 2023	0
2	Jammu and Kashmir Peoples Democratic Party	J&KPDP	Submitted on time	12 July 2023	0
3	All India N.R. Congress	AINRC	Submitted on time	31 July 2023	0
4	Biju Janata Dal	BJD	Submitted on time	13 September 2023	0
5	All India United Democratic Front	AIUDF	Submitted on time	22 September 2023	0
6	Revolutionary Socialist Party	RSP	Submitted on time	22 September 2023	0
7	Dravida Munnetra Kazhagam	DMK	Submitted on time	25 September 2023	0
8	Bharat Rashtra Samithi	BRS	Submitted on time	25 September 2023	0
9	Jharkhand Mukti Morcha	JMM	Submitted on time	26 September 2023	0
10	All India Trinamool Congress	AITC	Submitted on time	27 September 2023	0
11	Jannayak Janta Party	JJP	Submitted on time	9 October 2023	0
12	All India Anna Dravida Munnetra Kazhagam	AIADMK	Submitted on time	21 October 2023	0
13	All Jharkhand Students Union Party	AJSU Party	Submitted on time	23 October 2023	0
14	Janata Dal (Secular)	JD(S)	Submitted on time	30 October 2023	0
15	Nationalist Democratic Progressive Party	NDPP	Submitted on time	30 October 2023	0
16	Yuvajana Sramika Rythu Congress Party	YSR-Congress	Submitted on time	31 October 2023	0

Regional Political Parties: Due date for submission: 31 Oct, 2023					
S.No	Political Party	Party Code	Status of submission	Date of Submission	No. of days by which delayed
17	Rashtriya Loktantrik Party	RLTP	Submitted with delay	4 November 2023	3 Days
18	Sikkim Democratic Front	SDF	Submitted with delay	6 November 2023	5 Days
19	Maharashtra Navnirman Sena	MNS	Submitted with delay	6 November 2023	5 Days
20	Desiya Murpokku Dravida Kazhagam	DMDK	Submitted with delay	6 November 2023	5 Days
21	Communist Party of India (Marxist-Leninist) (Liberation).	CPI(ML)(L)	Submitted with delay	7 November 2023	6 Days
22	Kerala Congress (M)	KC(M)	Submitted with delay	7 November 2023	6 Days
23	Sikkim Krantikari Morcha	SKM	Submitted with delay	15 November 2023	14 Days
24	Asom Gana Parishad	AGP	Submitted with delay	17 November 2023	16 Days
25	Shiromani Akali Dal	SAD	Submitted with delay	28 November 2023	27 Days
26	Telugu Desam Party	TDP	Submitted with delay	29 November 2023	28 Days
27	Communist Party of India	CPI	Submitted with delay	14 December 2023	43 Days
28	Apna Dal (Soneylal)	Apna Dal (Soneylal)	Submitted with delay	21 December 2023	50 Days
29	Samajwadi Party	SP	Submitted with delay	1 January 2024	61 Days
30	Goa Forward Party	GFP	Submitted with delay	2 January 2024	62 Days
31	Rashtriya Janata Dal	RJD	Submitted with delay	13 January 2024	73 Days
32	All India Majlis-E- Ittehadul Muslimeen	AIMIM	Submitted with delay	18 January 2024	78 Days
33	Maharashtrawadi Gomantak Party	MGP	Submitted with delay	20 January 2024	80 Days
34	Janata Dal (United)	JD(U)	Submitted with delay	1 February 2024	92 Days
35	Voice of the People Party	Voice of the People Party	Submitted with delay	27 February 2024	118 Days
36	Indian National Lok Dal	INLD	Submitted with delay	5 March 2024	125 Days
37	United People's Party, Liberal	UPPL	Submitted with delay	12 March 2024	132 Days
38	People's Party of Arunachal	PPA	Submitted with delay	15 March 2024	135 Days
39	Lok Jan Shakti Party (Ram Vilas)	LJSP (Ram Vilas)	Submitted with delay	30 March 2024	150 Days
40	All India Forward Bloc	AIFB	-	-	261 Days
41	Bodoland Peoples Front	BPF	-	-	261 Days
42	Hill State People's Democratic Party	HSPDP	-	-	261 Days
43	Indian Union Muslim League	IUML	-	-	261 Days
44	Indigenous People's Front of Tripura	IPFT	-	-	261 Days
45	Jammu & Kashmir National Conference	JKNC	-	-	261 Days
46	Jammu & Kashmir National Panthers Party	J&KNPP	-	-	261 Days
47	Janta Congress Chhattisgarh (J)	JCC(J)	-	-	261 Days
48	Lok Jan Shakti Party *	LJSP	-	-	261 Days
49	Mizo National Front	MNF	-	-	261 Days
50	Nationalist Congress Party	NCP	-	-	261 Days
51	People's Democratic Front	PDF	-	-	261 Days
52	Rashtriya Lok Samta Party	RLSP	-	-	261 Days
53	Shiv Sena	SHS	-	-	261 Days
54	Shiv Sena (Uddhav Balasaheb Thackrey)	Shiv Sena (UBT)	-	-	261 Days
55	Tipra Motha Party	TMP	-	-	261 Days
56	United Democratic Party	UDP	-	-	261 Days
57	Zoram Nationalist Party	ZNP	-	-	261 Days

### Total income declared by Regional Political Parties, FY 2022-23

- The total income of the **39** Regional Parties for the FY 2022-23 was **Rs 1740.486 cr.**
- **BRS** reported having the highest income of **Rs 737.677 cr**, which forms **42.38%** of the total income of all the parties analysed, followed by **AITC** with an income of **Rs 333.457 cr** or **19.16%** and **DMK** whose income was **Rs 214.353 cr** or **12.32%** of the total income of the **39** Regional parties analysed in this report.
- The **total income of top 5 parties** amounted to **Rs 1541.328 cr**, which comprised **88.56%** of the total income of the political parties analysed collectively.



### Comparison of Income of Regional Parties, FY 2021-22 and FY 2022-23

- For **37 parties** out of **39 political parties** whose data is available for both the years, **20 parties** have shown an **increase in their income** from FY 2021-22 to FY 2022-23 while **17 parties** have shown a **decline in their income** during this period.
- Total income of the **37 parties** increased from **Rs 1721.189 cr** in FY 2021-22 to **Rs 1731.935 cr** in FY 2022-23, a total increase of **0.62%** or **Rs 10.746 cr.**
- **BRS** reported the highest increase in its income of **Rs 519.565 cr**, followed by **TDP** and **CPI** which declared a total increase of **Rs 57.966 cr** and **Rs 12.454 cr** respectively, between FY 2021-22 and FY 2022-23.

### Unspent Income of Regional Parties, FY 2022-23

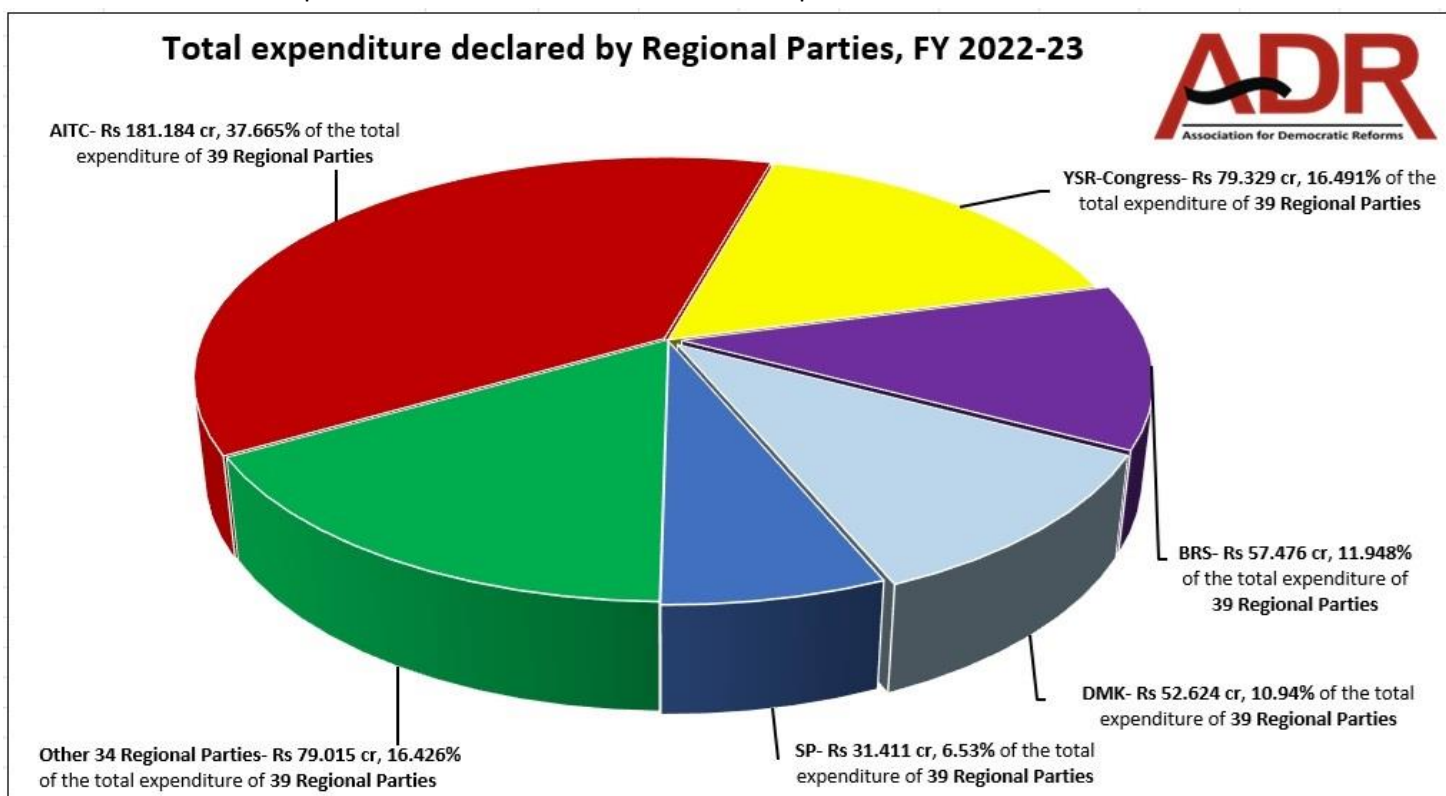
- There are **19** Regional parties who declared a part of their **income as remaining unspent** for the FY 2022-23 while **20** political parties **spent more than the income collected** during the year.
- **BRS** has more than **Rs 680.201 cr** of its total income remaining unspent while **BJD** and **DMK** have **Rs 171.066 cr** and **Rs 161.729 cr** respectively, of their income remaining unspent for FY 2022-23.
- **YSR-Congress, NDPP, CPI(ML)(L), JD(S), SAD, INLD, LJP (Ram Vilas), Apna Dal (Soneylal), KC(M), SDF, AJP, AJSU Party, J&KPDP, AIUDF, AINRC, RSP, NPF, Voice of the People Party, MGP and GFP** are the **20** regional parties that declared

spending more than their income. **JD(S)** has declared spending highest amount of **Rs 7.224 cr** or **490.43%** more than its income.

- It is to be noted that **GFP** is the only party which has not declared any income for FY 2022-23, but the party has declared expenses during this year of Rs 6.68 lakhs.

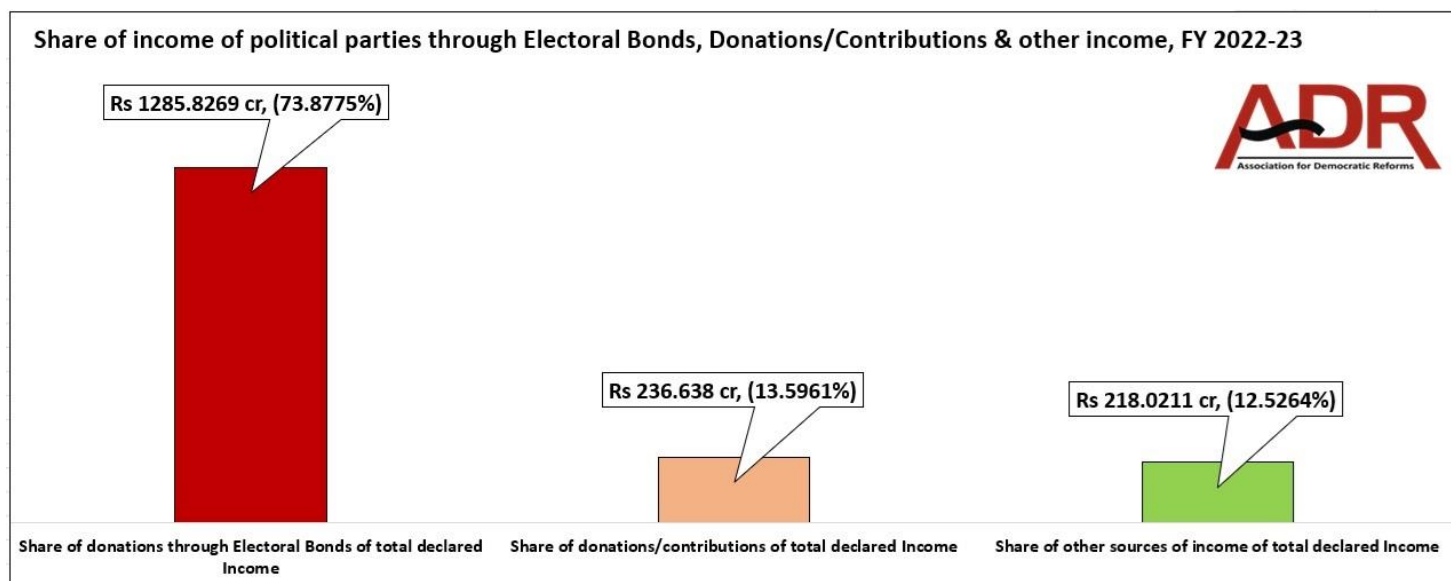
### Total expenditure incurred by Regional Parties, FY 2022-23

- The total declared expenditure of the 39 Regional parties for the FY 2022-23 was **Rs 481.039 cr**.
- Total expenditure incurred by the **top 5 parties** is **Rs 402.024 cr** or **83.57%** of the total expenditure as reported by the 39 political parties.
- Top 5 parties** that have incurred **highest expenditure** are **AITC** which spent **Rs 181.184 cr** or **37.665%**, followed by **YSR-Congress** which spent **Rs 79.329 cr** or **16.491%**, **BRS** which spent **Rs 57.476 cr** or **11.948%**, **DMK** which spent **Rs 52.624 cr** or **10.94%** and **SP** spent **Rs 31.411 cr** or **6.53%** of the total expenditure.



### All sources of Income declared by Regional Political parties, FY 2022-23

- 39 Regional Parties** collected **Rs 1522.4649 cr** or **87.4736%** of their total income from **voluntary contributions** (includes Donations & Contributions and Electoral Bonds) for FY 2022-23.
- Under voluntary contributions, political parties collected **73.8775%** or **Rs 1285.8269 cr** of their income from **Donations through Electoral Bonds** while other Donations & Contributions amounted to **Rs 236.638 cr** or **13.5961%** for FY 2022-23. The share of other sources of income declared by regional parties is **Rs 218.0211 cr** which is **12.5264%** of the total declared income.
- Only 8 of the 39 Regional Parties that were analysed declared **donations through Electoral Bonds** amounting to **Rs 1285.8269 cr**.
- 8.93%** or **Rs 155.3975 cr** of the total income was generated through **Interest Income** by the 39 Regional Parties during FY 2022-23.



## Observations of ADR

- **Audit reports of 23 parties** were available on the ECI website after a **delay of 3 day to 150 days** from the last date of submission.
- The income tax returns/audit reports of **18 regional parties** are not available on the ECI website at the time of preparation of this report even after **261 days since the due date for submission**.
- **More than 73%** of the total income (Rs 1285.8269 cr) of the 39 regional political parties analysed for FY 2022-23 came from **Donations through Electoral Bonds**.
- The most common and popular items of expenditure for regional parties for FY 2022-23 are **Administrative & General Expenses** and **Election Expenditure**.
- As per the data shared by SBI in response to ADR's RTI application, Electoral Bonds worth **Rs 2797.3569 cr** were redeemed by parties in FY 2022-23. **54% (Rs 1510.6199 cr)** of this has been redeemed by **National Parties** and **45.97% (Rs 1285.8269 cr)** is redeemed by **Regional Parties**.
- **For the FY 2022-23, only 3 National Parties** (BJP, INC and AAP) have received donations through Electoral Bonds (**Rs 1510.6199 cr**). Of the Regional parties that have submitted their audit reports, **8 Regional Parties** (BRS, AITC, DMK, BJD, YSR-Congress, TDP, JMM and SKM) have **declared receiving donations through Electoral Bonds worth Rs 1285.8269 cr**.

## Recommendations of ADR

- The Supreme Court gave a judgment on September 13, 2013 declaring that no part of a candidate's affidavit should be left blank. Along the same lines, we recommend that the Election Commission of India impose rules that **no part of the Form 24A submitted by political parties providing details of donations above Rs 20,000 should be left blank**.
- Full details of all donors should be made available for public scrutiny under the RTI. Some countries where this is done include Bhutan, Nepal, Germany, France, Italy, Brazil, Bulgaria, the US and Japan. In none of these countries, it is possible for 70% of the source of funds to be unknown.
- According to the Finance Act, 2017, Section 13A of the IT Act was amended to state that tax exemption will be given to registered political parties "Provided also that such political party furnishes a return of income for the previous year in



accordance with the provisions of sub-section (4B) of section 139 on or before the due date under that section.” Thus, any party which does not submit its IT returns on or before the due date, their income should not be tax-exempted and defaulting parties should be derecognized.

- Those parties not following the ICAI guidelines for auditing of reports should be scrutinized by the IT department.
- **All political parties must provide all information on their finances under the Right to Information Act.** This will only strengthen political parties, elections and democracy.
- **Penal or stringent action (instead of only sending reminder letters) to be taken against recognised political parties for delaying or defaulting on the submission of their audit and contribution reports each year.** Specific laws that command culpability like Section 13A of the Income Tax Act, 1961 and Section 29 (C) of the Representation of People Act, 1951 which lay down a proviso stating cancellation of tax exemption to political parties if they fail to submit their financial statements has not been stringently enforced by the Election Commission. Every year, between FY 2017-18 to 2022-23, at least 16 parties defaulted on the submission of their annual reports.

## Detailed Report

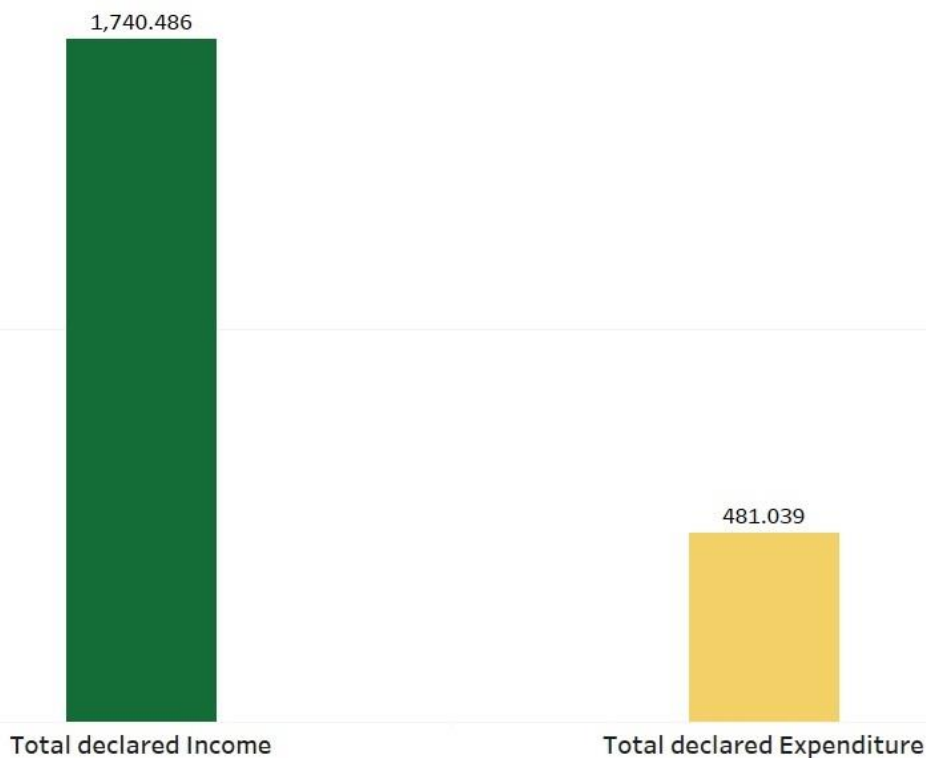
### Status of submission of Annual Audit reports by the Regional Parties, FY 2022-23

- The due date for submission of annual audited accounts for the parties was **31st October, '23**.
- **16 of the 57 regional parties** had **submitted their audit reports on time**, while 23 parties delayed their submission by several days, ranging from **1 day to 150 days**.
- **It has been 261 days since the due date for submission**, the audit reports of the remaining **18 Regional Parties** for **FY 2022-23** are yet to be available on the website of the ECI, at the time of preparation of this report.
- Some of the political parties whose audited statements are yet to be available on the ECI website include major political parties like **SHS, BPF, JKNC, NCP and Shiv Sena (UBT)** etc.

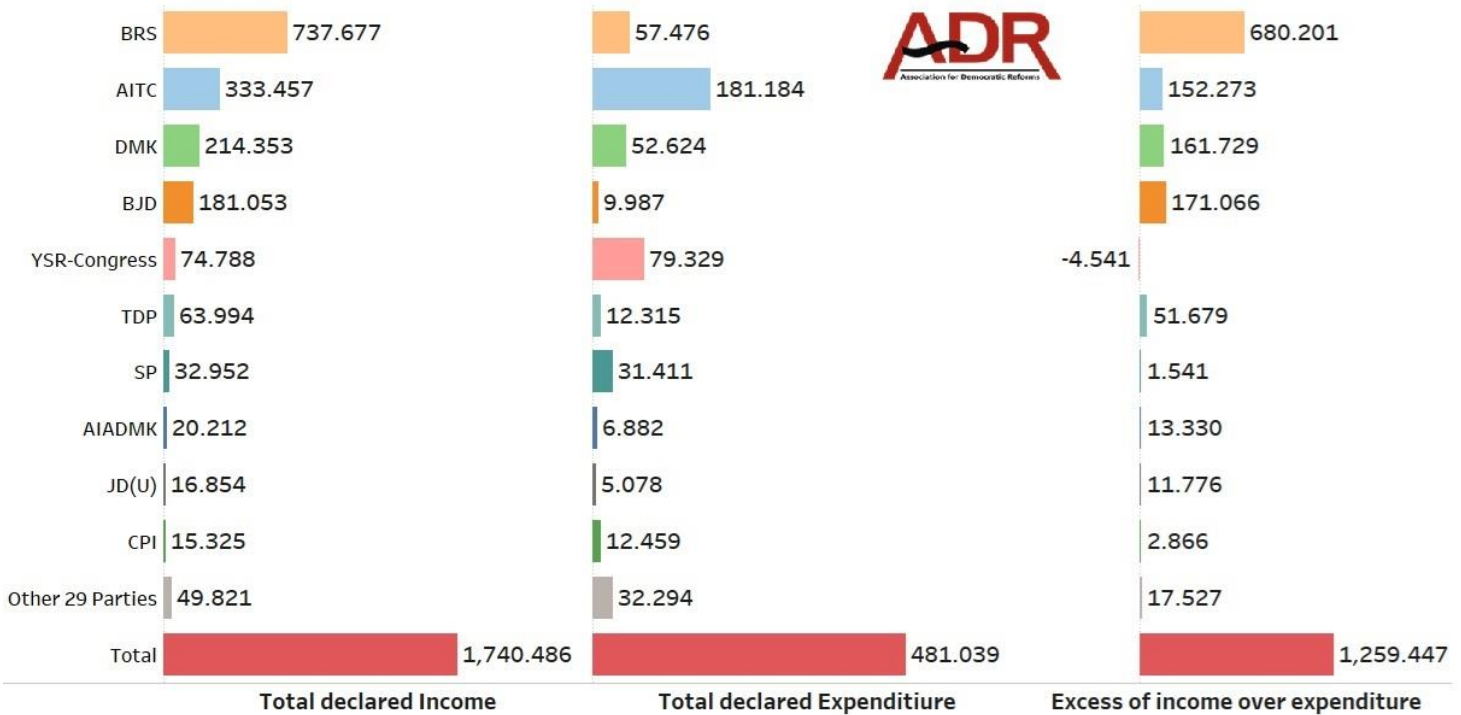
### Total Income and Expenditure of Regional Parties, FY 2022-23

- During FY 2022-23, the **total income** declared by **39 Regional Political Parties** was **Rs 1740.486 cr** while the total expenditure incurred by these parties amounts to **Rs 481.039 cr**, resulting in **72.36%** of the income **remaining unspent**.
- The top **5** parties with highest total declared income include BRS, AITC, DMK, BJD and YSR-Congress. **BRS** has the highest income of **Rs 737.677 cr** or **42.38%** amongst all the 39 regional parties whose audit reports are available on the ECI website.
- In terms of the total declared expenditure, **AITC** spent the highest amount of **Rs 181.184 cr**, followed by **YSR-Congress** and **BRS**, which spent **Rs 79.329 cr** and **Rs 57.476 cr** respectively.
- **19 out of 39 political parties**, which have submitted their audit reports, have **incurred expenditure more than their total income**. Of these, **JD(S), SDF, MGP, Apna Dal (Soneylal), NPF, LJSP (Ram Vilas) and GFP** spent more than 100% of their total income during FY 2022-23.

### Total Income and Expenditure declared by Regional Parties, FY 2022-23 (in Rs Cr)



**Total Income & Expenditure declared by top 10 Regional Parties, FY 2022-23 (in Rs Cr)**



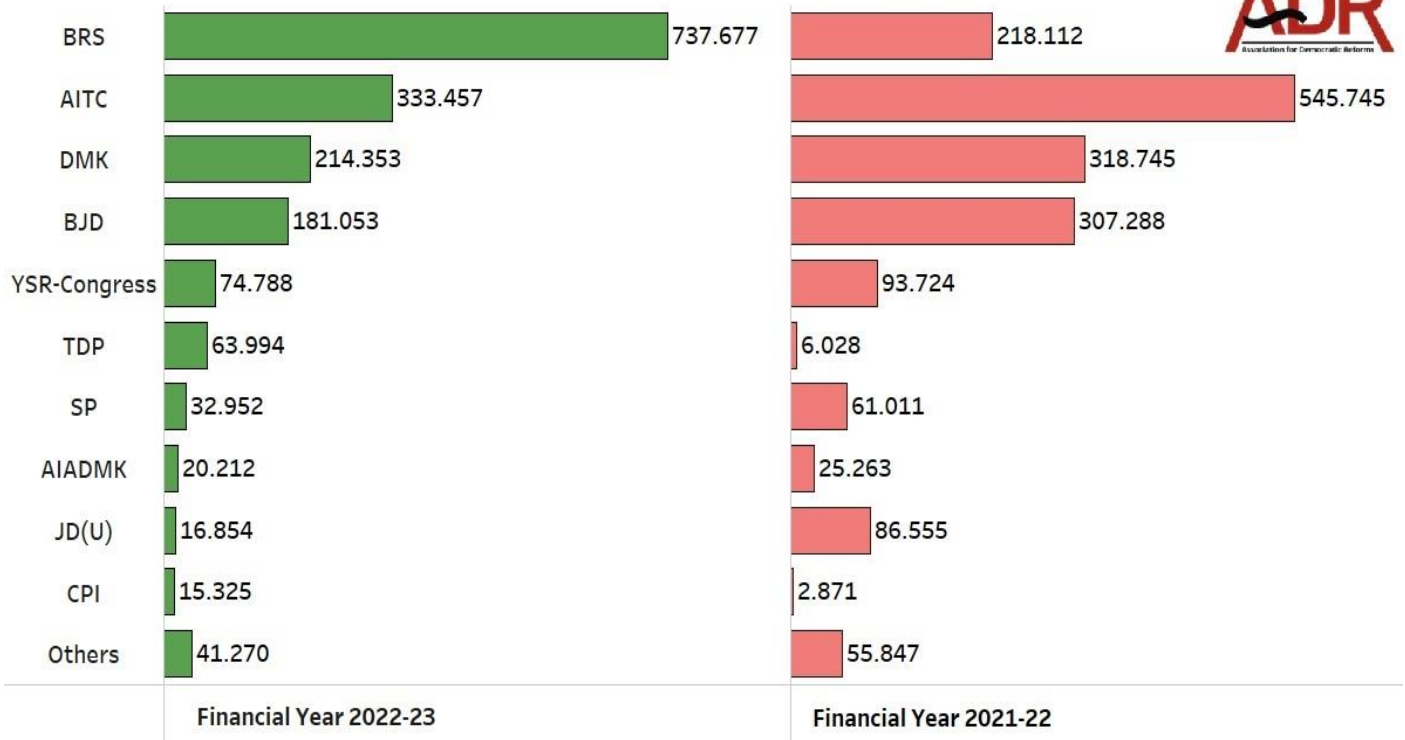
S. No.	Party	Total income and expenditure declared by Regional Political Parties, FY 2022-23 (in Rs cr)			
		Total declared Income (A)	Total declared Expenditure (B)	Excess of income over expenditure (A-B=C)	Share of unspent income/excess expenditure (C/A*100)
1	BRS	737.677	57.476	680.201	92.21%
2	AITC	333.457	181.184	152.273	45.66%
3	DMK	214.353	52.624	161.729	75.45%
4	BJD	181.053	9.987	171.066	94.48%
5	YSR-Congress	74.788	79.329	-4.541	-6.07%
6	TDP	63.994	12.315	51.679	80.76%
7	SP	32.952	31.411	1.541	4.68%
8	AIADMK	20.212	6.882	13.33	65.95%
9	JD(U)	16.854	5.078	11.776	69.87%
10	CPI	15.325	12.459	2.866	18.70%
11	MNS	13.415	5.521	7.894	58.84%
12	SKM	8.441	1.001	7.44	88.14%
13	JJP	7.261	0.549	6.712	92.44%
14	RJD	5.467	2.981	2.486	45.47%
15	AIMIM	3.043	1.273	1.77	58.17%
16	JMM	2.687	1.008	1.679	62.49%
17	NDPP	1.938	2.82	-0.882	-45.51%
18	CPI(ML)(L)	1.736	1.817	-0.081	-4.67%
19	<b>JD(S)</b>	1.473	8.697	-7.224	-490.43%
20	SAD	1.46	2.327	-0.867	-59.38%
21	UPPL	0.5607	0.5553	0.0054	0.96%
22	DMDK	0.5415	0.5114	0.0301	5.56%
23	INLD	0.2451	0.2555	-0.0104	-4.24%
24	<b>LJSP (Ram Vilas)</b>	0.2358	0.6059	-0.3701	-156.96%
25	<b>Apna Dal (Soneylal)</b>	0.2178	0.7694	-0.5516	-253.26%
26	KC(M)	0.142	0.046	0.096	67.61%
27	<b>SDF</b>	0.1294	0.6216	-0.4922	-380.37%
28	AGP	0.1162	0.0687	0.0475	40.88%

S. No.	Party	Total income and expenditure declared by Regional Political Parties, FY 2022-23 (in Rs cr)			
		Total declared Income (A)	Total declared Expenditure (B)	Excess of income over expenditure (A-B=C)	Share of unspent income/excess expenditure (C/A*100)
29	AJSU Party	0.113	0.118	-0.005	-4.42%
30	J&KPDP	0.112	0.141	-0.029	-25.89%
31	RLTP	0.11	0.0026	0.1074	97.64%
32	AIUDF	0.0988	0.1059	-0.0071	-7.19%
33	AINRC	0.078	0.08	-0.002	-2.56%
34	RSP	0.07	0.08	-0.01	-14.29%
35	<b>NPF</b>	0.058	0.147	-0.089	-153.45%
36	PPA	0.0359	0.0338	0.0021	5.85%
37	Voice of the People Party	0.0261	0.0498	-0.0237	-90.80%
38	<b>MGP</b>	0.01	0.0409	-0.0309	-309%
39	GFP	0	0.0668	-0.0668	-
<b>Total</b>		<b>Rs 1740.486 cr</b>	<b>Rs 481.039 cr</b>	<b>Rs 1259.447 cr</b>	<b>72.36%</b>

### Comparison of Income of Regional Parties, FY 2021-22 and FY 2022-23

- Total income of the 37 out of 39 parties, whose audit reports are available for both FY 2021-22 and 2022-23, increased from **Rs 1721.189 cr** in FY 2021-22 to **Rs 1731.935 cr** in FY 2022-23, a total **increase of 0.62%** or **Rs 10.746 cr**.
- **20 parties** have shown an **increase in their income** from FY 2021-22 to FY 2022-23 while **17 parties** have shown a **decline in their income** during this period.
- Comparing the income of top 5 parties for FY 2022-23 with the previous financial year, **BRS** declared the highest increase in its income of **Rs 519.565 cr** or **238.21%**, followed by **TDP** and **CPI** which declared a total increase of **Rs 57.966 cr** or **961.61%** and **Rs 12.454 cr** or **433.79%**, respectively.
- **AITC** declared the maximum **decrease in income** between FY 2021-22 and 2022-23 by **Rs 212.288 cr** followed by **BJD** (**Rs 126.235 cr**) and **DMK** (**Rs 104.392 cr**).

### Comparison of Income of Regional Political Parties, FY 2021-22 & 2022-23



Party	Comparison of Income of Political Parties, FY 2021-22 and FY 2022-23		
	Financial Year 2021-22 (in Rs cr) (A)	Financial Year 2022-23 (in Rs cr) (B)	Increase/ decrease in total income (B-A=C)
BRS	218.112	737.677	Rs 519.565 cr, (238.21%)
AITC	545.745	333.457	Rs -212.288 cr, (-38.90%)
DMK	318.745	214.353	Rs -104.392 cr, (-32.75%)
BJD	307.288	181.053	Rs -126.235 cr, (-41.08%)
YSR-Congress	93.724	74.788	Rs -18.936 cr, (-20.20%)
TDP	6.028	63.994	Rs 57.966 cr, (961.61%)
SP	61.011	32.952	Rs -28.059 cr, (-45.99%)
AIADMK	25.263	20.212	Rs -5.051 cr, (-19.99%)
JD(U)	86.555	16.854	Rs -69.701 cr, (-80.53%)
CPI	2.871	15.325	Rs 12.454 cr, (433.79%)
MNS	6.7683	13.415	Rs 6.6467 cr, (98.20%)
JJP	4.481	7.261	Rs 2.78 cr, (62.04%)
RJD	1.977	5.467	Rs 3.49 cr, (176.53%)
AIMIM	2.989	3.043	Rs 0.054 cr, (1.81%)
JMM	2.417	2.687	Rs 0.27 cr, (11.17%)
NDPP	0.3156	1.938	Rs 1.6224 cr, (514.07%)
CPI(ML)(L)	1.709	1.736	Rs 0.027 cr, (1.58%)
JD(S)	2.1688	1.4738	Rs -0.695 cr, (-32.05%)
SAD	25.414	1.46	Rs -23.954 cr, (-94.26%)
UPPL	0.4246	0.5607	Rs 0.1361 cr, (32.05%)
DMDK	0.0108	0.541	Rs 0.5302 cr, (4909.26%)
INLD	0.2855	0.2451	Rs -0.0404 cr, (-14.15%)
LJSP (Ram Vilas)	0.235	0.2358	Rs 0.0008 cr, (0.34%)
Apna Dal (Soneylal)	2.429	0.2178	Rs -2.211 cr, (-91.07%)
KC(M)	0.50	0.142	Rs -0.358 cr, (-71.60%)
SDF	0.0282	0.129	Rs 0.1008 cr, (357.45%)
AGP	0.0715	0.116	Rs 0.0445 cr, (62.24%)
AJSU Party	0.2232	0.113	Rs -0.1102 cr, (-49.37%)
J&KPDP	0.103	0.112	Rs 0.009 cr, (8.74%)
AIUDF	0.077	0.0988	Rs 0.0218 cr, (28.31%)
AINRC	0.1278	0.0783	Rs -0.0495 cr, (-38.73%)
RSP	0.0116	0.07	Rs 0.0584 cr, (503.45%)
NPF	0.0458	0.058	Rs 0.0122 cr, (26.64%)
PPA	0.0322	0.0359	Rs 0.0037 cr, (11.49%)
Voice of the People Party	0.0369	0.0261	Rs -0.0108 cr, (-29.27%)
MGP	1.865	0.01	Rs -1.855 cr, (-99.46%)
GFP	1.10	0	Rs -1.1 cr, (-100%)
<b>Total</b>	<b>Rs 1721.189 cr</b>	<b>Rs 1731.935 cr</b>	<b>Rs 10.746 cr, (0.62%)</b>
SKM	NA	8.441	-
RLTP	NA	0.11	-
NCP	75.843	NA	-
AIFB	0.1058	NA	-
PDF	0.0327	NA	-
JCC(J)	0.0000821	NA	-
BPF	NA	NA	-
HSPDP	NA	NA	-
IUML	NA	NA	-
IPFT	NA	NA	-
J&KNC	NA	NA	-
J&KNPP	NA	NA	-
LJSP	NA	NA	-

Party	Comparison of Income of Political Parties, FY 2021-22 and FY 2022-23		
	Financial Year 2021-22 (in Rs cr) (A)	Financial Year 2022-23 (in Rs cr) (B)	Increase/ decrease in total income (B-A=C)
MNF	NA	NA	-
RLSP	NA	NA	-
SHS	NA	NA	-
Shiv Sena (UBT)	-	NA	-
TMP	-	NA	-
UDP	NA	NA	-
ZNP	NA	NA	-

### Top sources of income of Regional Political Parties, FY 2022-23

- **Grant/Donations/contributions, Fees & Subscriptions** and **Interest Income** are some of the most common sources of income that feature amongst the top three across Regional political parties.
- **Voluntary contributions/donations** are the **primary source of income of top five Regional political parties** with highest income declared for FY 2022-23.
- **21** out of **39 Regional political parties** collected more than **70% of their total Income** on **Grants/Donations/Contributions/Donations received/Donations/Contributions** or **Voluntary Donations/Contributions**.
- Among Regional Parties, **BRS** received **Rs 683.0688 cr** of its income from **Donations Received** while **AITC** received **Rs 327.10 cr** of its income from **Donations/Contributions**.

Primary sources of income of Regional Parties which declared highest income, FY 2022-23 (In Rs Cr)

Donations Received	BRS	683.0688
	AJSU Party	0.099
Donations/Contributions	AITC	327.10
	YSR-Congress	68.003
Grants/Donations/Contributions	DMK	186.3640
	BJD	152.00
	MNS	13.08
	JD(U)	5.911
	JMM	1.897
	SAD	1.456
	CPI(ML)(L)	0.9463
	LJSP (Ram Vilas)	0.2253
	AINRC	0.0780
	MGP	0.0100
Fee & Subscriptions	CPI	4.9047
	JJP	4.4275
	INLD	0.2448
	JKPDP	0.071
Voluntary Donations/Contributions	PPA	0.0178
	TDP	61.781
Interest Earned from Bank on FDR & S/B A/cs	SP	22.0878
Electoral Bonds	SKM	7.50
Collection from Issuance of Forms & Application Fees	AIADMK	6.959
Interest From Bank	JD(S)	0.6127
Party-Local Body Election & Membership Fee	DMDK	0.5229
By Donation and Contribution	RLTP	0.11
Donations (including Membership Fees)	Apna Dal (Soneylal)	0.1836
Fee, Levy & Subscriptions	KC(M)	0.1405
Fee & Subscription & Others	SDF	0.1291
Rent Received	AGP	0.1024
Subscription & Donation	RSP	0.07
By Contribution towards Party Fund	AIUDF	0.0988
Members Contribution & Subscription	NPF	0.058
Membership Fee & Subscriptions	UPPL	0.3949
Sales of Party Sadaysta Book	RJD	2.578
Share of Income from Darussalam Board	AIMIM	1.099
Voluntary Contributions	NDPP	1.938
	Voice of the People Party	0.0261

Regional Party	Total Income	Regional Parties' top 3 sources of Income: Financial Year 2022-23		
		Top 3 Sources of Income	Amount (in Rs cr)	Share of Income
BRS	Rs 737.677 cr	Donations Received	683.0688	92.597%
		Interest Earned	54.1235	7.337%
		Members Contributions & Subscription	0.447	0.061%
		<b>Other Income</b>	0.0377	0.005%
AITC	Rs 333.457 cr	Donations/Contributions	327.10	98.09%
		Interest from Fixed Deposits	4.878	1.46%
		Fee & Subscriptions	0.887	0.27%
		<b>Other Income</b>	0.592	0.18%
DMK	Rs 214.353 cr	Grants/Donations/Contributions	186.364	86.94%
		Fee & Subscription	16.005	7.47%
		Collection by Issuing Coupons/Sale of Publications	0.643	0.30%
		<b>Other Income</b>	11.341	5.29%
BJD	Rs 181.053 cr	Grants/Donations/Contributions	152.00	83.9533%
		Bank Interest	29.0529	16.0466%
		Fees & Subscriptions	0	0%
		<b>Other Income</b>	0.0001	0.0001%
YSR-Congress	Rs 74.788 cr	Donations/Contributions	68.003	90.93%
		Interest on Fixed Deposit	6.785	9.07%
		<b>Other Income</b>	0	0%
TDP	Rs 63.994 cr	Voluntary Donations/Contributions	61.781	96.54%
		Interest on deposits with Banks	2.1818	3.41%
		Rent received	0.024	0.04%
		<b>Other Income</b>	0.0072	0.01%
SP	Rs 32.952 cr	Interest Earned from Bank on FDR & S/B A/cs	22.0878	67.03%
		Fees & Subscriptions	10.445	31.698%
		Grants/Donations/Contributions	0.279	0.847%
		<b>Other Income</b>	0.1402	0.425%
AIADMK	Rs 20.212 cr	Collection from Issuance of Forms & Application Fees	6.959	34.43%
		Interest Income	13.219	65.40%
		Membership Fees & Subscription	0.0094	0.05%
		<b>Other Income</b>	0.0246	0.12%
JD(U)	Rs 16.854 cr	Grant/Donations/Contributions	5.911	35.07%
		Interest from FDRs	8.838	52.44%
		Fee & Subscriptions	2.09	12.40%
		<b>Other Income</b>	0.015	0.09%
CPI	Rs 15.325 cr	Fees & Subscription	4.9047	32.00%
		State collection/National conference Relief	3.1428	20.51%
		Donation/Contribution	2.9777	19.43%
		<b>Other Income</b>	4.2998	28.06%
MNS	Rs 13.415 cr	Grants/Donations/Contributions	13.08	97.50%
		Interest from Fixed Deposits	0.2945	2.20%
		Profit on sale of Assets	0.0212	0.16%
		<b>Other Income</b>	0.0193	0.14%
SKM	Rs 8.441 cr	Electoral Bonds	7.50	88.85%
		Donations from Various Parties	0.669	7.93%
		Membership Fees	0.272	3.22%
		<b>Other Income</b>	0	0%
JJP	Rs 7.261 cr	Fees & Subscription	4.4275	60.98%

Regional Party	Total Income	Regional Parties' top 3 sources of Income: Financial Year 2022-23		
		Top 3 Sources of Income	Amount (in Rs cr)	Share of Income
		Grants/Donations/Contributions	2.833	39.02%
		Written Off	0.0005	0.01%
		<b>Other Income</b>	0	0%
RJD	Rs 5.467 cr	Sales of Party Sadaysta Book	<b>2.578</b>	<b>47.16%</b>
		Donations Received from Other	1.62	29.63%
		By Donations from MLA, MLC	1.146	20.96%
		<b>Other Income</b>	0.123	2.25%
AIMIM	Rs 3.043 cr	Share of Income from Darussalam Board	<b>1.099</b>	<b>36%</b>
		Rental Income	0.943	31%
		Grant/Donations/Contributions	0.279	9%
		<b>Other Income</b>	0.722	24%
JMM	Rs 2.687 cr	Grant/Donations/Contributions	<b>1.897</b>	<b>70.60%</b>
		Collection by Issuing Coupons/ Sale of Publications	0.775	28.84%
		Fee & Subscriptions	0.0116	0.43%
		<b>Other Income</b>	0.0034	0.13%
NDPP	Rs 1.938 cr	Voluntary Contribution	<b>1.938</b>	<b>100.00%</b>
CPI(ML)(L)	Rs 1.736 cr	Grants/Donations/Contributions	<b>0.9463</b>	<b>54.51%</b>
		Fee & Subscription	0.6858	39.505%
		Sale of Party Literature	0.0124	0.714%
		<b>Other Income</b>	0.0915	5.271%
JD(S)	Rs 1.4738 cr	Interest From Bank	<b>0.6127</b>	<b>41.573%</b>
		BBMP Election Application Fees	0.4681	31.761%
		Donations	0.2537	17.214%
		<b>Other Income</b>	0.1393	9.452%
SAD	Rs 1.46 cr	Grants/Donations/Contributions	<b>1.456</b>	<b>99.73%</b>
		Interest from Deposits with Scheduled Bank	0.0037	0.25%
		Interest from Savings Account with Scheduled Banks	0.0003	0.02%
		<b>Other Income</b>	0	0%
UPPL	Rs 0.5607 cr	Membership Fee & Subscriptions	<b>0.3949</b>	<b>70.43%</b>
		Grant/Donations/Contributions	0.1658	29.57%
DMDK	Rs 0.5415 cr	Party-Local Body Election & Membership Fee	<b>0.5229</b>	<b>96.565%</b>
		Donation Received	0.0131	2.419%
		Interest on Deposits	0.0055	1.016%
		<b>Other Income</b>	0	0%
INLD	Rs 0.2451 cr	Fee & Subscriptions	<b>0.2448</b>	<b>99.88%</b>
		Bank Interest	0.0003	0.12%
		Collection by Issuing Coupons/ Sale of Publications	0	0%
		<b>Other Income</b>	0	0%
LJSP(Ram Vilas)	Rs 0.2358 cr	Grant/Donations/Contributions	<b>0.2253</b>	<b>95.55%</b>
		Interest	0.0068	2.88%
		Fee & Subscriptions	0.0037	1.57%
		<b>Other Income</b>	0	0%
Apna Dal (Soneylal)	Rs 0.2178 cr	Donations (including Membership Fees)	<b>0.1836</b>	<b>84.2975%</b>
		Interest on Fixed Deposits	0.0341	15.6566%
		Interest on Income Tax Refund	0.0001	0.0459%
		<b>Other Income</b>	0	0%
KC(M)	Rs 0.142 cr	Fee, Levy & Subscriptions	<b>0.1405</b>	<b>98.94%</b>
		Collection by Issuing Coupons/Sale of Publications	0.0015	1.06%
		Grants/Donations/Contributions	0	0%



Regional Party	Total Income	Regional Parties' top 3 sources of Income: Financial Year 2022-23		
		Top 3 Sources of Income	Amount (in Rs cr)	Share of Income
		<b>Other Income</b>	0	0%
SDF	Rs 0.1294 cr	Fee & Subscription & Others	<b>0.1291</b>	<b>99.77%</b>
		Grants/Donations/Contributions	0.0003	0.23%
		Income from Sale of Building	0	0%
		<b>Other Income</b>	0	0%
AGP	Rs 0.1162 cr	Rent Received	<b>0.1024</b>	<b>88.12%</b>
		Grants/Donations/Contributions	0.0132	11.36%
		Interest earned	0.0006	0.52%
		<b>Other Income</b>	0	0%
AJSU Party	Rs 0.113 cr	Donations Received	<b>0.099</b>	<b>87.61%</b>
		Members Contribution & Subscription	0.014	12.39%
JKPDP	Rs 0.112 cr	Fee & Subscriptions	<b>0.071</b>	<b>63.39%</b>
		Grants & Donations	0.037	33.04%
		Interest on Bank Balance	0.004	3.57%
		<b>Other Income</b>	0	0%
RLTP	Rs 0.11 cr	By Donation and Contribution	<b>0.11</b>	<b>100%</b>
AIUDF	Rs 0.0988 cr	By Contribution towards Party Fund	<b>0.0988</b>	<b>100%</b>
AINRC	Rs 0.078 cr	Grants/Donations/Contributions	<b>0.078</b>	<b>100%</b>
RSP	Rs 0.07 cr	Subscription & Donation	<b>0.07</b>	<b>100%</b>
		Interest on Investments	0	0%
		Contribution from State Office	0	0%
		<b>Other Income</b>	0	0%
NPF	Rs 0.058 cr	Members Contribution & Subscription	<b>0.058</b>	<b>100%</b>
PPA	Rs 0.0359 cr	Fee & Subscriptions	<b>0.0178</b>	<b>49.58%</b>
		Grants/Donations/Contributions	0.0171	47.63%
		Collection by Issuing Coupons/ Sale of Publications	0	0%
		<b>Other Income</b>	0.001	2.79%
Voice of the People Party	Rs 0.0261 cr	Voluntary Contributions	<b>0.0261</b>	<b>100.00%</b>
		Membership Fee & Subscriptions	0	0%
		<b>Other Income</b>	0	0%
MGP	Rs 0.01 cr	Grant/Donations/Contributions	<b>0.01</b>	<b>100.00%</b>
		Collection by Issuing Coupons/ Sale of Publications	0	0%
		Fee & Subscriptions	0	0%
		<b>Other Income</b>	0	0%
GFP	Rs 0	-	-	-
<b>Total</b>			<b>Rs 1740.486 cr</b>	

### Top items of expenditure of Regional Political Parties, FY 2022-23

- The most common items on which parties have incurred highest expenses, are **election expenditure, administrative and general expenses**.
- **10 out of 39 regional political parties** incurred more than **50% of their total expenditure** on **Administrative and General Expenses**.
- Amongst the top 3 parties, which have reported spending the highest overall amount, **YSR-Congress** spent the maximum (**Rs 77.395 cr**) on Party Programmers & Campaign Expenses followed by **BRS** which spent **Rs 40.595 cr** on **administrative and general expenses** and **DMK** spent **Rs 39.896 cr** on **Election Expenditure**.

**Major Items of Expenditure of Regional Parties which incurred highest expenses, FY 2022-23 (In Rs Cr)**

Category	Party	Amount (Rs Cr)	
Party Programmers & Campaign Expenses	YSR-Congress	77.395	
	BRS	40.595	
	CPI	8.515	
	AIADMK	4.671	
	MNS	2.865	
Administrative and General Expenses	CPI(ML)(L)	1.4916	
	SAD	1.339	
	AIMIM	0.887	
	INLD	0.1052	
	AINRC	0.0526	
	KC(M)	0.0315	
	PPA	0.0203	
	MGP	0.0052	
	Election Expenditure	DMK	39.896
		AITC	32.307
SP		11.767	
JD(U)		3.057	
BJD		2.845	
JJP		0.376	
LJSP (Ram Vilas)		0.3656	
JMM		0.335	
UPPL		0.2673	
DMDK		0.113	
AJSU Party		0.1004	
GFP		0.020	
Administrative Expenses	JD(S)	8.2711	
	TDP	4.224	
Depreciation	NDPP	1.016	
	NPF	0.0899	
Employee Costs	JKPDP	0.0828	
	AGP	0.0534	
	AIUDF	0.048	
Rent & Salary - Constituency	SKM	0.729	
Office Establishment	RSP	0.0476	
Finance Costs, Depreciation & Amortisation Expenses	SDF	0.5298	
Vehicle Running Expenses	Apna Dal (Soneylal)	0.129	
To Depreciation	RLTP	0.0022	
Election/General Popoganda	Voice of the People Party	0.0427	
Meeting and conference expenses	RJD	0.703	

Regional Parties	Total Expenditure	Regional Parties Top 3 Items of Expenditure: Financial Year- 2022-23		
		Top 3 Items of Expenditure	Amount (in Rs cr)	% of Expenditure
BRS	Rs 57.476 cr	Administrative And General Expenses	40.595	70.629%
		Election Expenditure	16.253	28.278%
		Depreciation and Amortisation Expenses	0.6136	1.068%
		<b>Other Expenditure</b>	0.0144	0.025%
AITC	Rs 181.184 cr	Election Expenditure	32.307	17.83%
		Administrative and General Expenses	13.216	7.29%
		Employee Costs	2.0	1.10%
		<b>Other Expenditure</b>	133.661	73.77%
DMK	Rs 52.624 cr	Election Expenditure	39.896	75.77%
		Administrative & General Expenses	7.177	13.64%
		Depreciation	4.487	8.53%
		<b>Other Expenditure</b>	1.064	2.02%
BJD	Rs 9.987 cr	Election Expenditure	2.845	28.49%
		Employee Costs	0.688	6.89%
		Administrative and General Expenses	0.257	2.57%
		<b>Other Expenditure</b>	6.197	62.05%
YSR-Congress	Rs 79.329 cr	Party Programmers & Campaign Expenses	77.395	97.56%

Regional Parties	Total Expenditure	Regional Parties Top 3 Items of Expenditure: Financial Year- 2022-23		
		Top 3 Items of Expenditure	Amount (in Rs cr)	% of Expenditure
		Administrative & General Expenses	0.7547	0.95%
		Election Campaign Expenditure	0.4373	0.55%
		<b>Other Expenditure</b>	0.742	0.94%
TDP	Rs 12.315 cr	Depreciation	<b>4.224</b>	<b>34.30%</b>
		Administration and General Expenses	3.671	29.81%
		Election Expenditure	3.382	27.46%
		<b>Other Expenditure</b>	1.038	8.43%
SP	Rs 31.411 cr	Election Expenses	<b>11.767</b>	<b>37.46%</b>
		Administrative & General Exps.	11.502	36.62%
		Depreciation & Amortisation Exp.	5.01	15.95%
		<b>Other Expenditure</b>	3.132	9.97%
AIADMK	Rs 6.882 cr	Administrative and General Expenses	<b>4.671</b>	<b>67.87%</b>
		Depreciation and Amortisation	0.956	13.89%
		Employee Costs	0.719	10.45%
		<b>Other Expenditure</b>	0.536	7.79%
CPI	Rs 12.459 cr	Administrative and General Exp.	<b>8.515</b>	<b>68.34%</b>
		Employee Costs	2.622	21.05%
		Depreciation	1.155	9.27%
		<b>Other Expenditure</b>	0.167	1.34%
MNS	Rs 5.521 cr	Administrative & General Expenses	<b>2.865</b>	<b>51.89%</b>
		Election Expenditure	1.396	25.29%
		Employee Cost	0.665	12.04%
		<b>Other Expenditure</b>	0.595	10.78%
SKM	Rs 1.001 cr	Rent & Salary - Constituency	<b>0.729</b>	<b>72.83%</b>
		Flags	0.124	12.39%
		Salary	0.0669	6.68%
		<b>Other Expenditure</b>	0.0811	8.10%
JJP	Rs 0.549 cr	Election Expenditure	<b>0.376</b>	<b>68.49%</b>
		Employee Cost	0.096	17.49%
		Administrative & General Expenses	0.077	14.03%
		<b>Other Expenditure</b>	0	0%
NDPP	Rs 2.82 cr	Depreciation	<b>1.016</b>	<b>36.03%</b>
		Advertisement Expenses	0.645	22.87%
		Chopper Expenses	0.517	18.33%
		<b>Other Expenditure</b>	0.642	22.77%
CPI(ML)(L)	Rs 1.817 cr	Administrative & General Expenses	<b>1.4916</b>	<b>82.09%</b>
		Election Expenditure	0.2048	11.27%
		Depreciation & Amortisation Expenses	0.1193	6.57%
		<b>Other Expenditure</b>	0.0013	0.07%
JD(S)	Rs 8.697 cr	Administrative Expenses	<b>8.2711</b>	<b>95.103%</b>
		Employee Cost	0.2499	2.873%
		Election Expenditure	0.176	2.024%
SAD	Rs 2.327 cr	Administrative & General Expenses	<b>1.339</b>	<b>57.54%</b>
		Employee Costs	0.613	26.34%
		Election Expenditure	0.188	8.08%
		<b>Other Expenditure</b>	0.187	8.04%
DMDK	Rs 0.5114 cr	Election Expenses	<b>0.113</b>	<b>22.096%</b>
		Charity and Welfare Expenses	0.101	19.75%

Regional Parties	Total Expenditure	Regional Parties Top 3 Items of Expenditure: Financial Year- 2022-23		
		Top 3 Items of Expenditure	Amount (in Rs cr)	% of Expenditure
		Printing and Stationery	0.0457	8.936%
		<b>Other Expenditure</b>	0.2517	49.218%
Apna Dal (Soneylal)	Rs 0.7694 cr	Employee Costs	<b>0.1168</b>	<b>15.18%</b>
		Depreciation and Amortisation Expenses	0.1072	13.93%
		Finance Cost	0.0003	0.04%
		<b>Other Expenditure</b>	0.5451	70.85%
KC(M)	Rs 0.046	Administrative and General Expenditure	<b>0.0315</b>	<b>68%</b>
		Repairs and Maintenance	0.005	11%
		Depreciation & Amortization	0.004	9%
		<b>Other Expenditure</b>	0.0055	12%
SDF	Rs 0.6216 cr	Finance Costs, Depreciation & Amortisation Expenses	<b>0.5298</b>	<b>85.23%</b>
		Administrative and General Expenses	0.0918	14.77%
		Election Expenses	0	0%
		<b>Other Expenditure</b>	0	0%
AGP	Rs 0.0687 cr	Employee Costs	<b>0.0534</b>	<b>77.73%</b>
		Administrative & General Expenses	0.0131	19.07%
		Depreciation & Amortisation Expenses	0.0022	3.20%
		<b>Other Expenditure</b>	0	0%
AJSU Party	Rs 0.118 cr	Election Expenses	<b>0.1004</b>	<b>85.08%</b>
		Consultancy Fees	0.01	8.47%
		Electricity Expenses	0.0043	3.64%
		<b>Other Expenditure</b>	0.0033	2.81%
JKPDP	Rs 0.141 cr	Employee Costs	<b>0.0828</b>	<b>58.72%</b>
		Office Rent	0.0153	10.85%
		I-Card Charges	0.0129	9.15%
		<b>Other Expenditure</b>	0.03	21.28%
RLTP	Rs 0.0026 cr	To Depreciation	<b>0.0022</b>	<b>84.62%</b>
		To Audit Fees	0.0003	11.54%
		To Bank Charges	0.0001	3.84%
		<b>Other Expenditure</b>	0	0%
AIUDF	Rs 0.1059 cr	Employee Costs	<b>0.048</b>	<b>45%</b>
		Administrative and General Expenses	0.0469	44%
		Election Expenditure	0.0051	5%
		<b>Other Expenditure</b>	0.0059	6%
AINRC	Rs 0.08 cr	Administrative And General Expenses	<b>0.0526</b>	<b>65.75%</b>
		Employee Costs	0.018	22.50%
		Depreciation & Amortisation Expenses	0.0022	2.75%
		<b>Other Expenditure</b>	0.0072	9.00%
RSP	Rs 0.08 cr	Office Establishment	<b>0.0476</b>	<b>59.50%</b>
		Conference & Meeting Expenses	0.0324	40.50%
		Grant to State Office	0	0%
		<b>Other Expenditure</b>	0	0%
NPF	Rs 0.147 cr	Depreciation	<b>0.0899</b>	<b>61.156%</b>
		Salaries	0.025	17.007%
		Printing Expenses (General Election Expenses 2023)	0.0153	10.408%
		<b>Other Expenditure</b>	0.0168	11.429%
GFP	Rs 0.0668 cr	Election Expenditure	<b>0.02</b>	<b>29.94%</b>
		Administrative and General Expenses	0.015	22.46%
		Internet Charges	0.01	14.97%

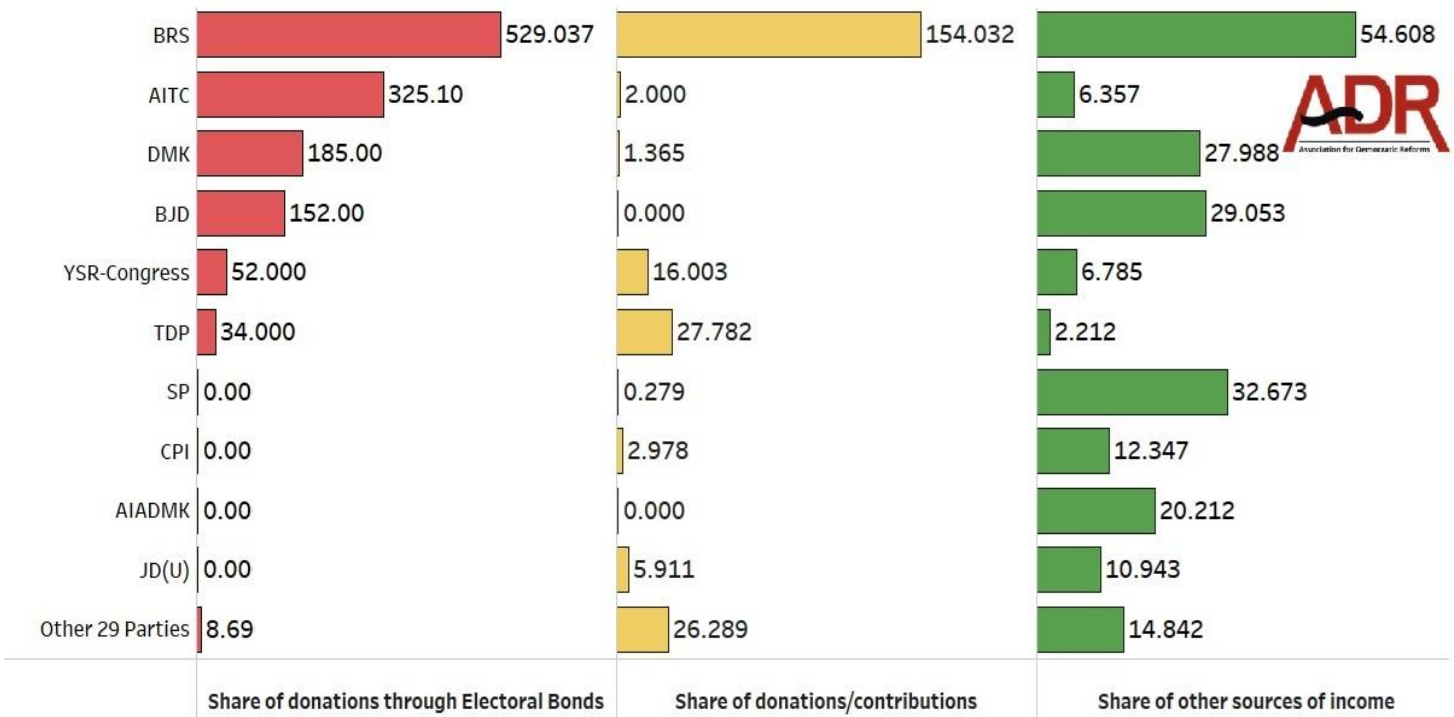
Regional Parties	Total Expenditure	Regional Parties Top 3 Items of Expenditure: Financial Year- 2022-23		
		Top 3 Items of Expenditure	Amount (in Rs cr)	% of Expenditure
		<b>Other Expenditure</b>	0.0218	32.63%
UPPL	Rs 0.5553 cr	Election Expenditure	<b>0.2673</b>	<b>48.14%</b>
		Administrative & General Expenses	0.1817	32.72%
		Employee Costs	0.098	17.65%
		<b>Other Expenditure</b>	0.0083	1.49%
PPA	Rs 0.0338 cr	Administrative & General Expenses	<b>0.0203</b>	<b>60.06%</b>
		Employee Costs	0.0093	27.51%
		Depreciation & Amortisation Expenses	0.0032	9.47%
		<b>Other Expenditure</b>	0.001	2.96%
Voice of the People Party	Rs 0.0498 cr	Election/General Propaganda	<b>0.0427</b>	<b>86%</b>
		Administrative & General Expenses	0.0071	14%
		Finance Costs	0	0%
		<b>Other Expenditure</b>	0	0%
LJSP (Ram Vilas)	Rs 0.6059 cr	Election Expenditure	<b>0.3656</b>	<b>60%</b>
		Depreciation & Amortisation Expenses	0.1375	23%
		Administrative & General Expenses	0.0846	14%
		<b>Other Expenditure</b>	0.0182	3%
RJD	Rs 2.981 cr	Meeting and conference expenses	<b>0.703</b>	<b>23.58%</b>
		Salary & Bonus	0.422	14.16%
		Travelling & Conveyance Expenses	0.355	11.91%
		<b>Other Expenditure</b>	1.501	50.35%
MGP	Rs 0.0409 cr	Administrative & General Expenses	<b>0.0052</b>	<b>12.71%</b>
		Employee Costs	0.0042	10.27%
		Finance Costs	0.0026	6.36%
		<b>Other Expenditure</b>	0.0289	70.66%
JMM	Rs 1.008 cr	Election Expenditure	<b>0.335</b>	<b>33.23%</b>
		Administrative & General Expenses	0.293	29.07%
		Employee Costs	0.069	6.85%
		<b>Other Expenditure</b>	0.311	30.85%
JD(U)	Rs 5.078 cr	Election Expenditure	<b>3.057</b>	<b>60.20%</b>
		Administrative & General Expenses	1.591	31.33%
		Employee Costs	0.262	5.16%
		<b>Other Expenditure</b>	0.168	3.31%
AIMIM	Rs 1.273 cr	Administrative & General Expenses	<b>0.887</b>	<b>69.68%</b>
		Election Expenditure	0.279	21.92%
		Depreciation & Amortisation Expenses	0.089	6.99%
		<b>Other Expenditure</b>	0.018	1.41%
INLD	Rs 0.2555 cr	Administrative & General Expenses	<b>0.1052</b>	<b>41.17%</b>
		Employee Costs	0.0584	22.86%
		Depreciation & Amortisation Expenses	0.0388	15.19%
		<b>Other Expenditure</b>	0.0531	20.78%
<b>Total</b>			<b>Rs 481.039 cr</b>	

### Share of income of Regional Parties from Electoral Bonds and other sources, FY 2022-23

- **39 Regional Parties** collected **Rs 1522.4649 cr** or **87.4736%** of their total income from **voluntary contributions** (includes donations via Electoral Bonds and other Donations & Contributions) for FY 2022-23.
- During FY 2022-23, out of the 39 political parties whose annual audit reports are available on the ECI website, **8 political parties** have declared receiving **donations through Electoral Bonds** amounting to a total of **Rs 1285.8269 cr**.

- **BRS** received the highest donations worth **Rs 529.037 cr** or **71.72%** of its total income through Electoral Bonds followed by **AITC** declaring Electoral Bonds worth **Rs 325.10 cr** or **97.49%** and **DMK (Rs 185.00 cr** or **86.31%)**.
- **8.93%** or **Rs 155.3975 cr** of the total income was generated through **Interest Income & FDRs** by the political parties for FY 2022-23.

**Share of income of top 10 Regional Political Parties through Electoral Bonds, Donations/Contributions & Other income, FY 2022-23 (In Rs Cr)**



**Disclaimer**

Source for the data used in the report are the audited accounts submitted by the political parties to the Income Tax Department and the Election Commission of India. These can be accessed from [myneta.info/party](https://myneta.info/party) and <https://old.eci.gov.in/files/category/1650-recognized-state-parties/>. ADR does not add or subtract any information, unless the EC changes the data. In particular, no unverified information from any other source is used. The data can be accessed from the websites of the ECI. While all effort has been made to ensure that the information is in keeping with what is mentioned in the statements submitted by the political parties, in case of discrepancy between information in this report and that given in their statements, the information reported by the parties should be treated as correct. Association for Democratic Reforms (ADR), National Election Watch (NEW) and their volunteers are not responsible or liable for any direct, indirect special, or consequential damages, claims, demands, losses of any kind whatsoever, made, claimed, incurred or suffered by any party arising under or relating to the usage of data provided by ADR through this report.

It is to be noted that ADR undertakes great care and adopts utmost due diligence in analysing and dissemination of the audit and reports of the political parties submitted with the Election Commission of India. Such information is only aimed at highlighting the increased misuse of money in our electoral and political process so as to facilitate a system of transparency, accountability and good governance and to enable voters to form an informed choice. Therefore, it is expected that anyone using this report shall undertake due care and utmost precaution while using the data provided by ADR. ADR is not responsible

for any mishandling, discrepancy, inability to understand, misinterpretation or manipulation, distortion of the data in such a way so as to benefit or target a particular political party or politician or candidate.

### Contact Details

<p><b>Media and Journalist Helpline</b></p> <p>+91 80103 94248</p> <p>Email: adr@adrindia.org</p> <p><a href="https://adrindia.org/about-adr/state-coordinators">https://adrindia.org/about-adr/state-coordinators</a></p>	<p><b>Maj. Gen Anil Verma (Retd.)</b> Head National Election Watch, Association for Democratic Reforms +91 11 4165 4200 anilverma@adrindia.org</p>	<p><b>Prof Jagdeep Chhokar</b> IIM Ahmedabad (Retd.) Founder Member National Election Watch, Association for Democratic Reforms jchhokar@gmail.com</p>	<p><b>Prof Trilochan Sastry</b> IIM Bangalore Founder Member, National Election Watch, Association for Democratic Reforms tsastry@gmail.com</p>
--	--	--	---

### Annexure – I

Regional Parties' Audit report status as per ECI website: FY 2021-22 and 2022-23				
S.No.	Political Party	Party Code	Financial Year 2021-22	Financial Year 2022-23
1	All India N.R. Congress	AINRC	Submitted	Submitted
2	Naga Peoples Front	NPF	Submitted	Submitted
3	Jammu and Kashmir Peoples Democratic Party	J&KPDP	Submitted	Submitted
4	Biju Janata Dal	BJD	Submitted	Submitted
5	All India United Democratic Front	AIUDF	Submitted	Submitted
6	Revolutionary Socialist Party	RSP	Submitted	Submitted
7	Dravida Munnetra Kazhagam	DMK	Submitted	Submitted
8	Bharat Rashtra Samithi	BRS	Submitted	Submitted
9	All India Trinamool Congress	AITC	Submitted	Submitted
10	Jannayak Janta Party	JJP	Submitted	Submitted
11	All India Anna Dravida Munnetra Kazhagam	AIADMK	Submitted	Submitted
12	All Jharkhand Students Union Party	AJSU Party	Submitted	Submitted
13	Janata Dal (Secular)	JD(S)	Submitted	Submitted
14	Nationalist Democratic Progressive Party	NDPP	Submitted	Submitted
15	Yuvajana Sramika Rythu Congress Party	YSR-Congress	Submitted	Submitted
16	Rashtriya Loktantrik Party	RLTP	Not available on the ECI website	Submitted
17	Sikkim Democratic Front	SDF	Submitted	Submitted
18	Maharashtra Navnirman Sena	MNS	Submitted	Submitted
19	Desiya Murpokku Dravida Kazhagam	DMDK	Submitted	Submitted
20	Communist Party of India (Marxist-Leninist) (Liberation)	CPI(ML)(L)	Submitted	Submitted
21	Kerala Congress (M)	KC(M)	Submitted	Submitted
22	Sikkim Krantikari Morcha	SKM	Not available on the ECI website	Submitted
23	Asom Gana Parishad	AGP	Submitted	Submitted
24	Shiromani Akali Dal	SAD	Submitted	Submitted
25	Telugu Desam Party	TDP	Submitted	Submitted
26	Communist Party of India	CPI	Submitted	Submitted

Regional Parties' Audit report status as per ECI website: FY 2021-22 and 2022-23				
S.No.	Political Party	Party Code	Financial Year 2021-22	Financial Year 2022-23
27	Apna Dal (Soneylal)	AD(Sonelal)	Submitted	Submitted
28	Goa Forward Party	GFP	Submitted	Submitted
29	Samajwadi Party	SP	Submitted	Submitted
30	All India Majlis-E- Ittehadul Muslimeen	AIMIM	Submitted	Submitted
31	Indian National Lok Dal	INLD	Submitted	Submitted
32	Janata Dal (United)	JD(U)	Submitted	Submitted
33	Jharkhand Mukti Morcha	JMM	Submitted	Submitted
34	Lok Jan Shakti Party (Ram Vilas)	LJSP (Ram Vilas)	Submitted	Submitted
35	Maharashtrawadi Gomantak Party	MGP	Submitted	Submitted
36	People's Party of Arunachal	PPA	Submitted	Submitted
37	Rashtriya Janata Dal	RJD	Submitted	Submitted
38	United People's Party, Liberal	UPPL	Submitted	Submitted
39	Voice of the People Party	Voice of the People Party	Submitted	Submitted
40	All India Forward Bloc	AIFB	Submitted	Not available on the ECI website
41	Bodoland Peoples Front	BPF	Not available on the ECI website	Not available on the ECI website
42	Hill State People's Democratic Party	HSPDP	Not available on the ECI website	Not available on the ECI website
43	Indian Union Muslim League	IUML	Not available on the ECI website	Not available on the ECI website
44	Indigenous People's Front of Tripura	IPFT	Not available on the ECI website	Not available on the ECI website
45	Jammu & Kashmir National Conference	J&KNC	Not available on the ECI website	Not available on the ECI website
46	Jammu & Kashmir National Panthers Party	J&KNPP	Not available on the ECI website	Not available on the ECI website
47	Janta Congress Chhattisgarh (J)	JCC(J)	Submitted	Not available on the ECI website
48	Lok Jan Shakti Party *	LJSP	Not available on the ECI website	Not available on the ECI website
49	Mizo National Front	MNF	Not available on the ECI website	Not available on the ECI website
50	Nationalist Congress Party	NCP	Submitted	Not available on the ECI website
51	People's Democratic Front	PDF	Submitted	Not available on the ECI website
52	Rashtriya Lok Samta Party	RLSP	Not available on the ECI website	Not available on the ECI website
53	Shiv Sena	SHS	Not available on the ECI website	Not available on the ECI website
54	Shiv Sena (Uddhav Balasaheb Thackrey)	Shiv Sena (UBT)	-	Not available on the ECI website
55	Tipra Motha Party	TMP	-	Not available on the ECI website
56	United Democratic Party	UDP	Not available on the ECI website	Not available on the ECI website
57	Zoram Nationalist Party	ZNP	Not available on the ECI website	Not available on the ECI website